

permobil

TILITE MANUAL WHEELCHAIRS

2GX

TITANIUM PERFORMANCE

The 2GX combines the advantages of a modular folding frame with the high strength and vibration dampening characteristics of titanium. Add full adjustability and the 2GX is designed to empower - no matter where you choose to roll.



2GX



TECHNICAL SPECIFICATIONS

Frame Features	Titanium Box Frame Folding Modular Design Full Adjustability
Total Width Folded*	10.75"
Total Chair Width*	23"
Seat Width	12" – 22"
Seat Depth	12" – 20"
Front Seat Height	13.5" – 21"
Rear Seat Height	13" – 20"
Front Frame Angle	Fixed Front - 70°, 80°, or 85° Swing Away - 70°, 80°, 85°, or 90°
Seat Back Type	<i>Folding Seat Back</i> Adj. Height 11" – 20.5" Adj. Angle 80° – 101° <i>Fixed Seat Back</i> Adj. Height 11" – 20"

Camber	0°, 2°, 4°, or 6°
Center of Gravity Adjustment	6"
Transit Options	Transport Bracket
Transport Weight*	Fixed Front - 13.1 lb. Swing Away - 15.5 lb.
Weight Limit	265 lb. Standard 350 lb. Heavy Duty
Warranty	Five Years on Frame One Year on TiLite Components

*Weights and widths based on 16" x 16" chair with 0° camber, minimum rear wheel spacing and all standard features. Rear wheels are not included in transport weight. For reference, a pair of standard 24" rear wheels weighs 7.2 lb.

MODULAR DESIGN

Optimize your ride with custom configuration. This chair's modular design allows you to add options including after market seating systems, switching fixed and swing away front ends, and growing chair width and / or depth to meet changing customer needs.

CUSTOM CONFIGURATION.


Custom Configuration allows you to add options and components to your chair to meet your needs and to optimize your riding experience. This includes choices of wheels, handrims, tires, wheel locks, color, tattoos, and more. TiLite offers more options than any other manufacturer!

COLOR OPTIONS


HIGH GLOSS PAINT




MATTE PAINT




METALLIC PAINT



CANDY PAINT



NATURAL



PEARLESCENT PAINT

