



ROHO® AGILITY® Headrest Adapter Plate **AG-HR-BRKT**

  This document is provided as a supplement to the ROHO AGILITY Back Systems Operation Manual and does NOT replace any information in that manual unless otherwise noted.

SUPPLIER: This supplement must be given to the user of this product.
 USER: Before using this product, read instructions and save for future reference.

DESCRIPTION OF USE


The ROHO AGILITY Headrest Adapter Plate (Headrest Adapter) is an optional accessory intended to be used with ROHO AGILITY Back Systems (AGILITY) to attach commercially-available wheelchair headrests. ROHO, Inc. recommends that a clinician, such as a doctor or therapist experienced in seating and positioning, be consulted to determine if the Headrest Adapter is appropriate for the individual's particular seating needs.

INFORMATION FOR SAFETY

 **WARNINGS**

- **DO NOT** install a Headrest Adapter on an AGILITY without first reading and understanding this supplement. If assistance is needed, contact a clinician, ROHO provider or ROHO, Inc.
- **DO NOT** attach, remove or adjust the Headrest Adapter when an individual is seated in the chair.
- **Check** the Headrest Adapter for wear, breakage and tightness daily. Retighten loose bolts following the instructions included. **DO NOT** continue to use the Headrest Adapter if any of the components cannot be tightened or are broken.

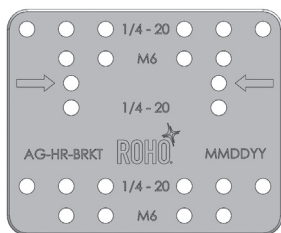
MOTOR VEHICLE TRANSPORTATION

 **CAUTION:** Whenever possible, the individual in the wheelchair with an AGILITY should transfer into a manufacturer-installed vehicle seat and use the vehicle's crash-tested occupant restraint system.

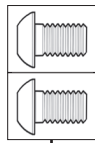
AGILITY with Quick Release Attachment Hardware and Headrest Adapter has been dynamically tested for use in a motor vehicle by a third-party testing facility. Testing was conducted in accordance with standard RESNA WC-4:2012, Section 20: *Wheelchair Seating Systems for Use in Motor Vehicles* and concluded that AGILITY with the Headrest Adapter meets all applicable performance criteria for wheelchair back supports in 5.1 of WC20.

 **WARNING:** AGILITY with a Headrest Adapter must be correctly and securely installed on the wheelchair following all instructions and warnings provided in this supplement and in the AGILITY Back Systems Operation Manual.


PARTS DETAIL - PACKAGE CONTENTS



Headrest Adapter



10mm M6-1.0 Bolts



4mm Hex Key




Operation Manual Supplement

ROHO, Inc. has a policy of continual product improvement and reserves the right to amend this document. The current version of this document is available at permobilus.com.

© 2013, 2018 ROHO, Inc.

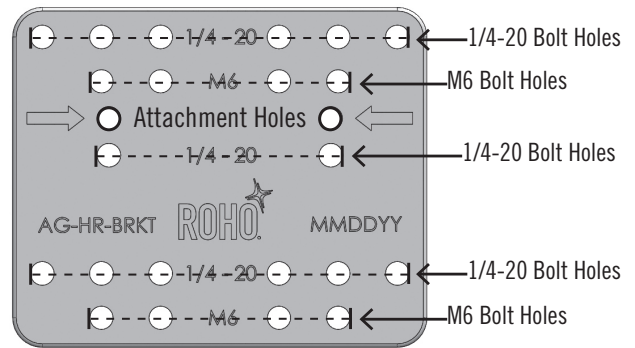
The following are trademarks and registered trademarks of ROHO, Inc.: ROHO® and AGILITY®.

Products in this document may be covered by one or more U.S. and foreign patents and trademarks. For further details please refer to permobilus.com.





PRODUCT SPECIFICATIONS*

Material:	Black Anodized Aluminum	
Weight:	0.25 lbs. (0.13 kg)	
Width x Length x Depth:	3.5 in. x 2.9 in. x 0.3 in. (89mm x 73mm x 8mm)	
Headrest Compatibility:	Compatible with OEM headrests that have the following center to center bolt spacing:	
	1/4-20 Thread	M6 (1.0) Thread
Horizontal:	1 in., 1-7/8 in., 2 in. and 3 in.	25.4mm and 50.8mm
Vertical:	2 in.	50.8mm
*NOTE: All measurements are approximate.		



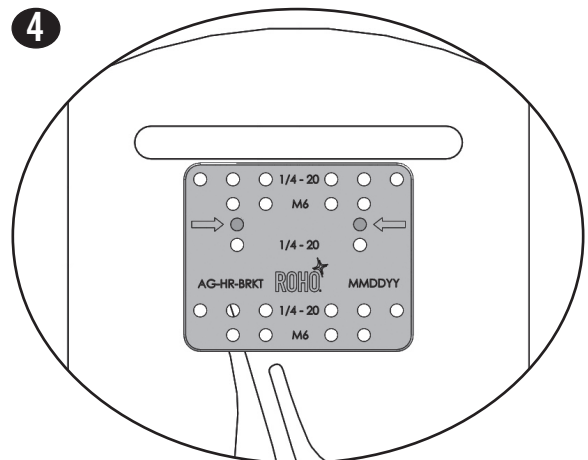
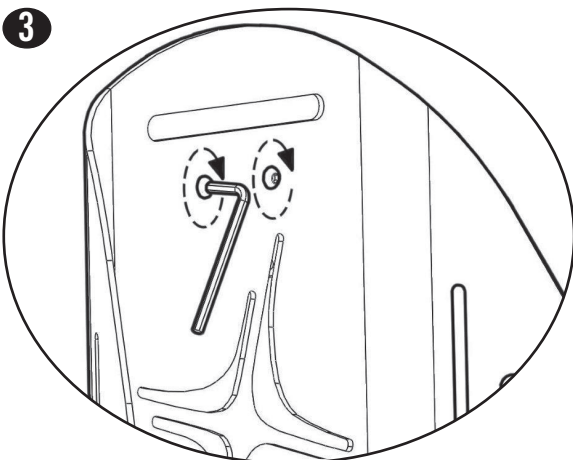
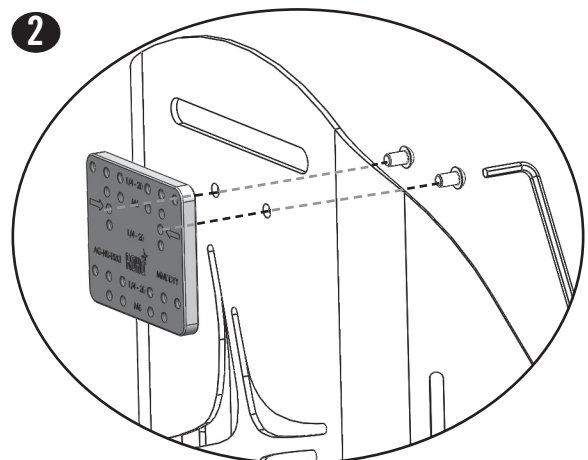
HEADREST ADAPTER ATTACHMENT

1

Remove the AGILITY cover to allow access to the pre-drilled holes. After Headrest Adapter attachment is complete, the AGILITY cover may be re-installed.

Refer to AGILITY Back Systems Operation Manual - COVER REMOVAL AND INSTALLATION and ACCESSORIES.



  For detailed information regarding CLEANING AND DISINFECTING and LIMITED WARRANTY of back shell hardware, refer to the AGILITY Back Systems Operation Manual.

Manufactured by ROHO, Inc.
Administrative Offices: 100 North Florida Avenue, Belleville, Illinois 62221-5429
Mailing/Shipping Address: 1501 South 74th Street, Belleville, IL 62223-5900, USA
 permobilus.com
 U.S.A.: 800-851-3449, Fax 888-551-3449 e-mail: orders.roho@permobil.com
 Outside the U.S.A.: 618-277-9150, Fax 618-277-6518 e-mail: intlorders.roho@permobil.com

Item # T20222
 Rev. 2018-10-18